


Sash Travel Restrictors



Features


- Convenient**
 Simple and cost effective method to restrict the opening on sliding sash windows
- Designed with safety in mind**
 The robust restrictor positioned on the sash limits the opening of the window. Prevents the travel of the sash beyond a designated position.
- Enhanced security**
 Fitted with a key operated locking barrel to secure bolt in locked position.
- Ease of application**
 Non-handed for ease of application and stocking. It is recommended that a restrictor is fitted to both sides of the sash
- Discreetly sits on window**
 Routed into the sash discreetly to appear as part of the window, with both side and face fix versions available for maximum choice
- Perfectly Matching**
 Available in the complete range of Hardex finishes that perfectly matches to the hardware range for sliding windows, casement windows and doors
- Designed for PVCu, Timber and Aluminium sliding windows**
 To suit all window materials
- Easi-Glide Feature**
 Enables the user to easily engage and disengage bolt, so the sash can move up and down freely
- Integrated Bump Stop**
 To minimise any marking on the bottom sash.




Premium Satin




Hardex Chrome




Hardex Graphite



Hardex Bronze



Hardex Gold



Antique Black



Hardex Pewter



White

Sash Travel Restrictors

Ordering Details

Product

Sash Travel Restrictor

Finish	Side Fix	Face Fix
Hardex Chrome	VHTRSFHC01	VHTRFFHC01
Hardex Bronze	VHTRSFHB01	VHTRFFHB01
Hardex Gold	VHTRSFHG01	VHTRFFHG01
Hardex Graphite	VHTRSFGR01	VHTRFFGR01
Hardex Pewter	VHTRSFPT01	VHTRFFPT01
Antique Black	VHTRSFAB01	VHTRFFAB01
White	VHTRSFWH01	VHTRFFWH01
Premium Satin	VHTRSFPS01A	-

Technical Information

Corrosion Resistance

Meets the requirements of BS EN 1670:2007 Grade 5 (480 hours)

Performance

Meets the requirements of BS EN 14351-1 clause 4.8

Material Specification

Lock body:	Zinc Die Cast, Stainless Steel
Bolt:	Zinc Die Cast
Coatings:	Hardex Chrome, Hardex Bronze, Hardex Gold, Hardex Pewter, Antique Black, Hardex Graphite, Premium Satin and White.
Bolt stop:	Zinc Die Cast
Key:	Steel
Recommended screws:	4mm x 20/25mm twin thread countersunk pozi No2 point screws

Maintenance

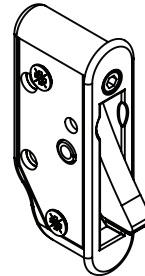
For continued protection of the quality finish and appearance, we advise routine cleaning of all our external hardware. We recommend wiping it with a clean cloth soaked in warm water and mild detergent every month. Please refrain from using heavy-duty cleaners, containing Chlorine or Potassium. Moving parts should also be lightly lubricated using a light non-acidic mineral oil (e.g., "3 in 1") at least twice per year. The product may need to be adjusted and fixings tightened to ensure a satisfactory operation. This procedure is particularly essential if products are used within a 25-mile radius of coastal areas or close proximity to building sites or large industrial areas, where more frequent cleaning may be required to prevent the accumulation of corrosive contaminants.

Packaging

Sash Travel Restrictors

Individually bagged, 30 per box

Side fix



Face fix

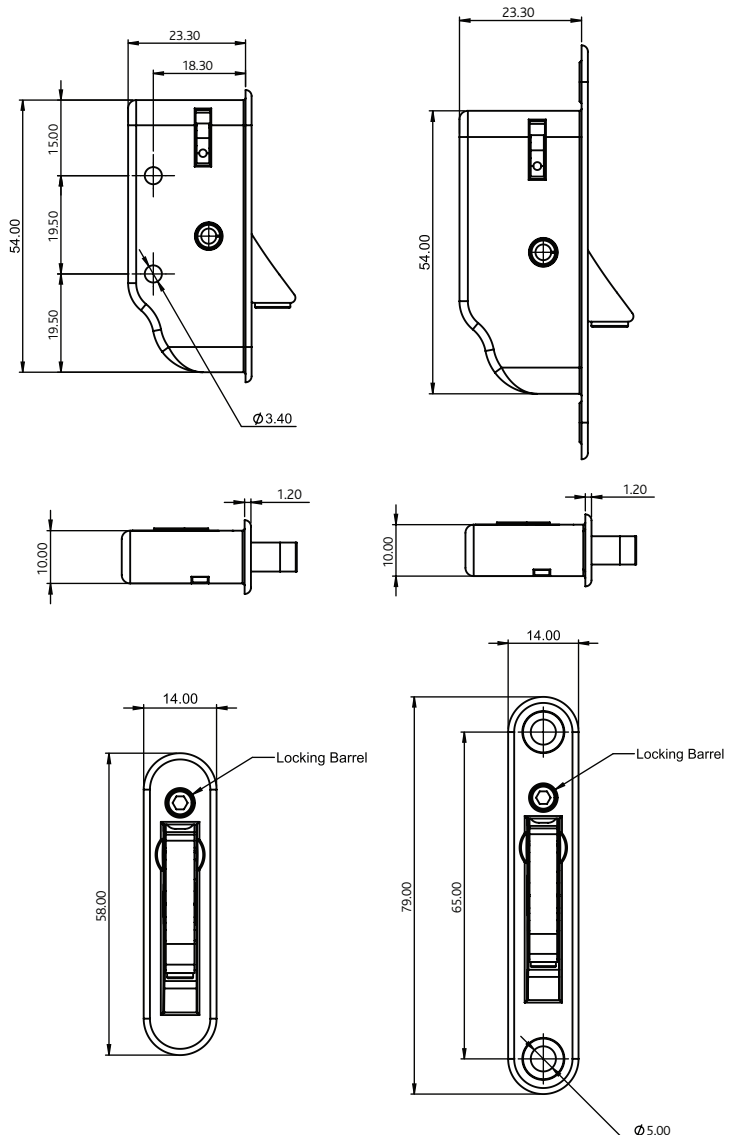
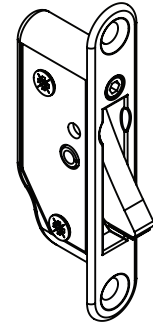


Diagram not to scale

All dimensions are in mm and are nominal.

ERA reserves the right to change specification without notice